

# Ultra-low Input Transcriptomics

## Robust mRNA gene expression analysis from single cell level

Gene-expression analysis becomes more specific when small populations are screened. Samples that contain multiple cell types show much variation, mostly reflecting the sample-composition. Selecting cell clusters that differ solely in those aspects that you want to study are easier to interpret and allows you to detect significant changes in gene-expression for low abundant transcripts.

Discovery of biomarkers and transcription-factors has never been so easy. The low-input transcriptomics method is applicable for good quality RNA and is successfully validated for challenging samples. Therefore, you can rely on uniform transcript coverage, regardless of input amount or sample type.

### Input material

Validated for cells, fresh tissues, whole blood and biopsies.

### Isolated Sample

- Optimal total RNA amount: 1 ng / sample
- Validated input range from: 10 pg / sample
- Minimal volume of 15 µl / sample
- Quality: RIN / RQN ≥ 8

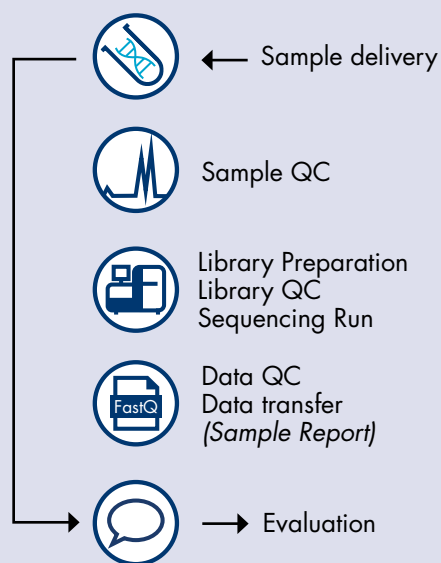
### Sequencing on Illumina NovaSeq 6000 (PE 150)

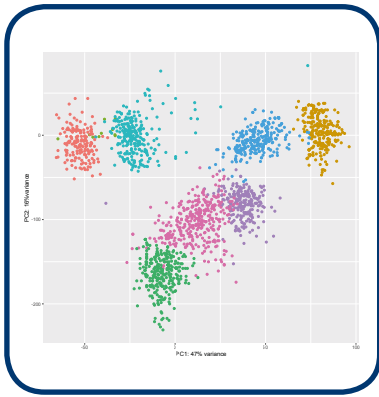
- Standard read depth 30M / sample
- Unique Molecular Identifier tags

### Deliverables

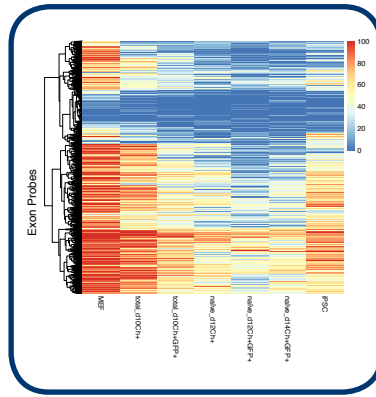
- FastQ files of poly-A containing transcripts
- Quality score (Q30) ≥ 80%
- **Data delivery 3 weeks after successful sample QC**

### NGS Laboratory workflow

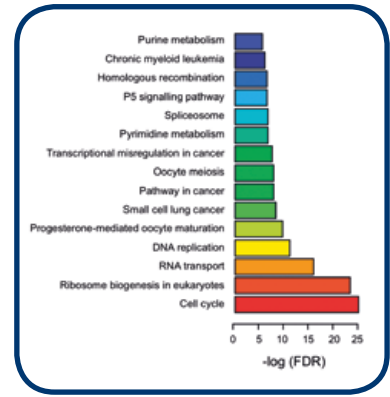




Principal components analysis



Heatmap



Pathway analysis

## Committed to your project

### Data quality guarantee

Depth of coverage, base quality and data quality are essential metrics to evaluate the quality of your NGS data. Our average score for 2018 was  $Q30 \geq 90\%$ .

### Reads of unique transcripts

A known challenge of NGS sample prep is the formation of PCR duplicates (inversely related to the amount of sample input). Our RNA NGS service includes Unique Molecular Identifiers (UMIs) that ensure the ability to identify these PCR-artifacts and hence allow the read representation of truly unique transcripts.

### Publication ready results

We have dedicated data-analysis pipelines to provide you with the output figures to best represent your data. For every option from microRNA's to long non-coding RNA's and from high-throughput screening methods to delicate single-cell sequencing.

## Deliverables

Our data analysis report provides multiple visualization options (see frame above) to make data easily comprehensible and useable for decision makers. The report summarizes the most relevant information, with additional technical details in appendices or individual sample reports. It is based on many years of experience working with customers and a stringent quality system.

Robust industry-standard methods are used to determine gene expression levels and identify differentially expressed genes between biological conditions. Results can be viewed as summary table, individual gene lists, or heatmap.

Read mappings can be visualized using many intuitive graphical user interfaces that are available in the public domain. Multiple levels of quality controls ensure read integrity and biological plausibility of the results.

## Biological Insights

- *de novo* transcriptome assembly
- Discovery of transcripts and variants
- Differential expression analysis of genes, transcript variants, and exons (alternative splicing)
- Analysis of gene fusions and trans-splicing events
- Analysis of non-coding RNAs
- Gene regulatory networks, signaling pathways and networks, and gene enrichments
- Host/pathogen interactions or xenografts

## Custom analysis

Custom bioinformatics can be performed allowing more in depth mining of your data set. Functional gene information mining, gene enrichment set, gene ontologies may be additionally provided when required.

## About GenomeScan

As an ISO-accredited leading Dutch Next Generation Sequencing service provider, GenomeScan develops customizable NGS solutions for pharmaceutical and biotech companies, health care providers and academic institutions. By providing new tools to analyze genetic disorders quicker, affordably and effectively, GenomeScan fosters innovation through partnership with medical centers and research laboratories.